



Mip Stock

Inventory levels as low as possible
without disappointing your customers



Welcome to Mip Stock!

For competitive medium to large-sized companies that face stockouts or excess inventory, **Mip Stock** is a cutting-edge solution that is very simple to use and designed to keep your inventory levels **as low as possible** without disappointing your customers.



We have exactly what you need


Your Reality

You know that **stockouts** can lead to lost sales and even lost customers.

You also know that **excess inventory** translates into recurring financial losses and ties up working capital.


That's why you've made **investments in software** such as ERPs and inventory management systems. And maybe you've even tried to make them smarter by integrating machine learning models.

Still, you **keep missing opportunities and wasting resources**.



Our Solution

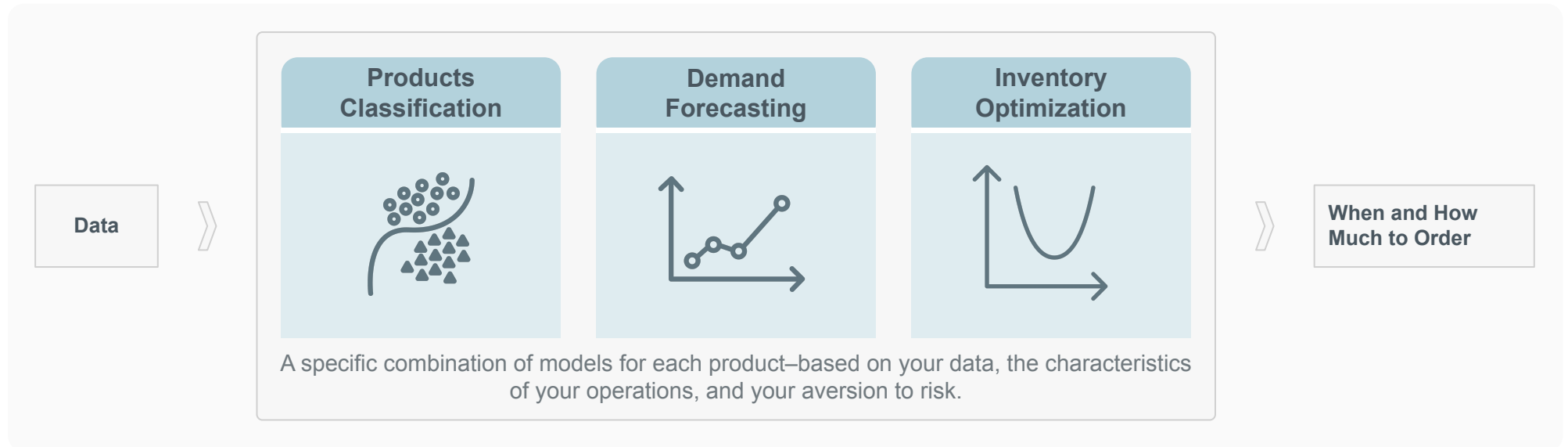
Only the science built into Mip Stock can translate uncertainties, like demand and lead time variability, into **assertive prescriptions that optimize your inventory levels**.



We take care of the hard stuff

Mip Stock orchestrates a systematic combination of mathematical models, **machine learning and stochastic optimization**.

Your data serves as input to our models. The result is optimal, easy-to-understand inventory policies, which prescribe **assertive decisions that are easy to understand and implement**.



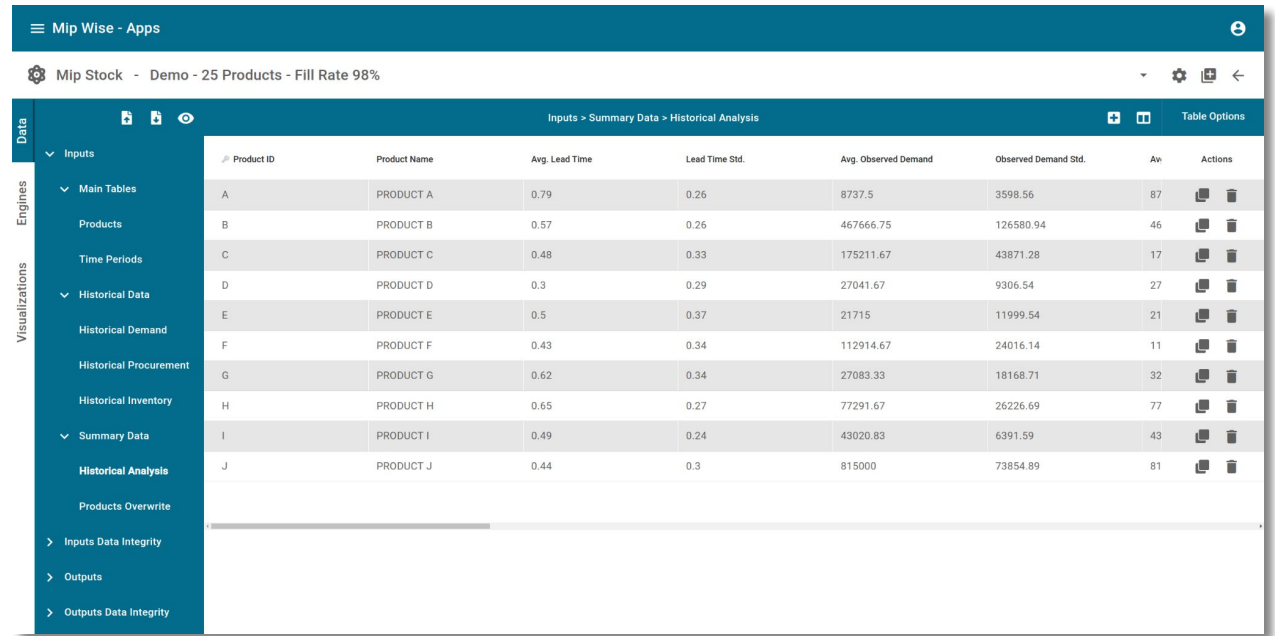
User experience also counts for us

You provide the data and we provide the technology that facilitates the decision making.

On our **highly personalizable web applications** you will be able to import, export, edit, and visualize data in a simple and secure way.

Through **integration with existing systems**, we offer an additional layer of automation, convenience and efficiency.

With a few clicks, you have access to historical performance analysis, prescriptions for when and how much to buy each product, and even simulation for strategic decisions.

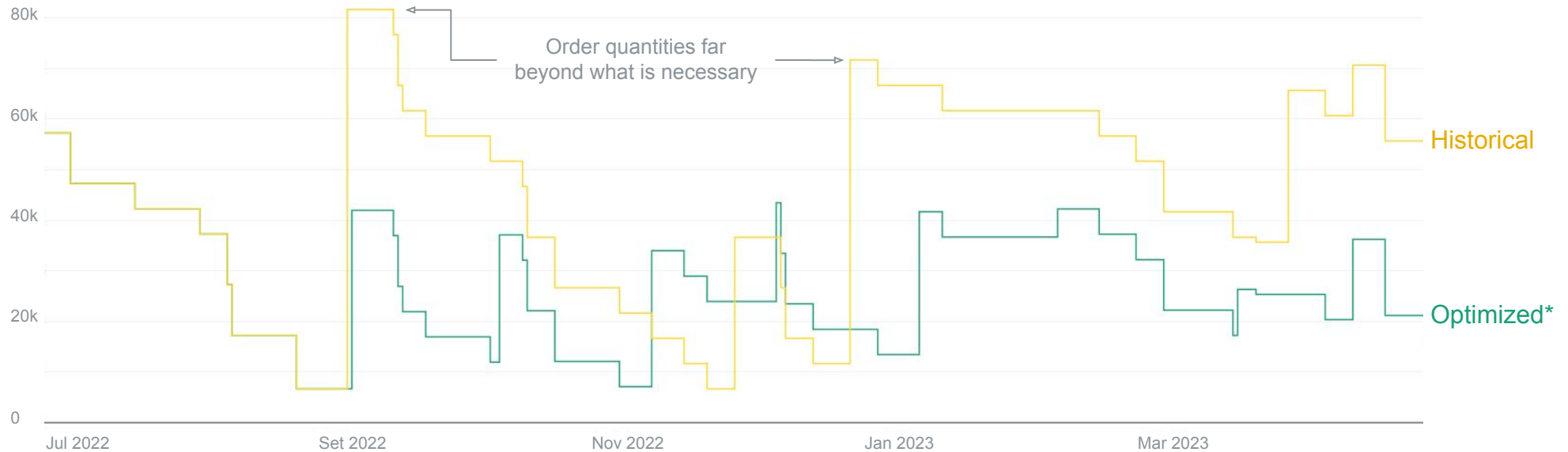


The screenshot displays the Mip Wise - Apps interface. The top navigation bar shows 'Mip Wise - Apps' and 'Mip Stock - Demo - 25 Products - Fill Rate 98%'. The main content area is titled 'Inputs > Summary Data > Historical Analysis'. A table lists 10 products (A through J) with columns for Product ID, Product Name, Avg. Lead Time, Lead Time Std., Avg. Observed Demand, Observed Demand Std., and Av. Each row includes an 'Actions' column with icons for edit and delete. A sidebar on the left contains navigation options under 'Data', 'Engines', and 'Visualizations'.

| Product ID | Product Name | Avg. Lead Time | Lead Time Std. | Avg. Observed Demand | Observed Demand Std. | Av. | Actions |
|------------|--------------|----------------|----------------|----------------------|----------------------|-----|-----------------|
| A | PRODUCT A | 0.79 | 0.26 | 8737.5 | 3598.56 | 87 | [Edit] [Delete] |
| B | PRODUCT B | 0.57 | 0.26 | 467666.75 | 126580.94 | 46 | [Edit] [Delete] |
| C | PRODUCT C | 0.48 | 0.33 | 175211.67 | 43871.28 | 17 | [Edit] [Delete] |
| D | PRODUCT D | 0.3 | 0.29 | 27041.67 | 9306.54 | 27 | [Edit] [Delete] |
| E | PRODUCT E | 0.5 | 0.37 | 21715 | 11999.54 | 21 | [Edit] [Delete] |
| F | PRODUCT F | 0.43 | 0.34 | 112914.67 | 24016.14 | 11 | [Edit] [Delete] |
| G | PRODUCT G | 0.62 | 0.34 | 27083.33 | 18168.71 | 32 | [Edit] [Delete] |
| H | PRODUCT H | 0.65 | 0.27 | 77291.67 | 26226.69 | 77 | [Edit] [Delete] |
| I | PRODUCT I | 0.49 | 0.24 | 43020.83 | 6391.59 | 43 | [Edit] [Delete] |
| J | PRODUCT J | 0.44 | 0.3 | 815000 | 73854.89 | 81 | [Edit] [Delete] |

Your future with Mip Stock

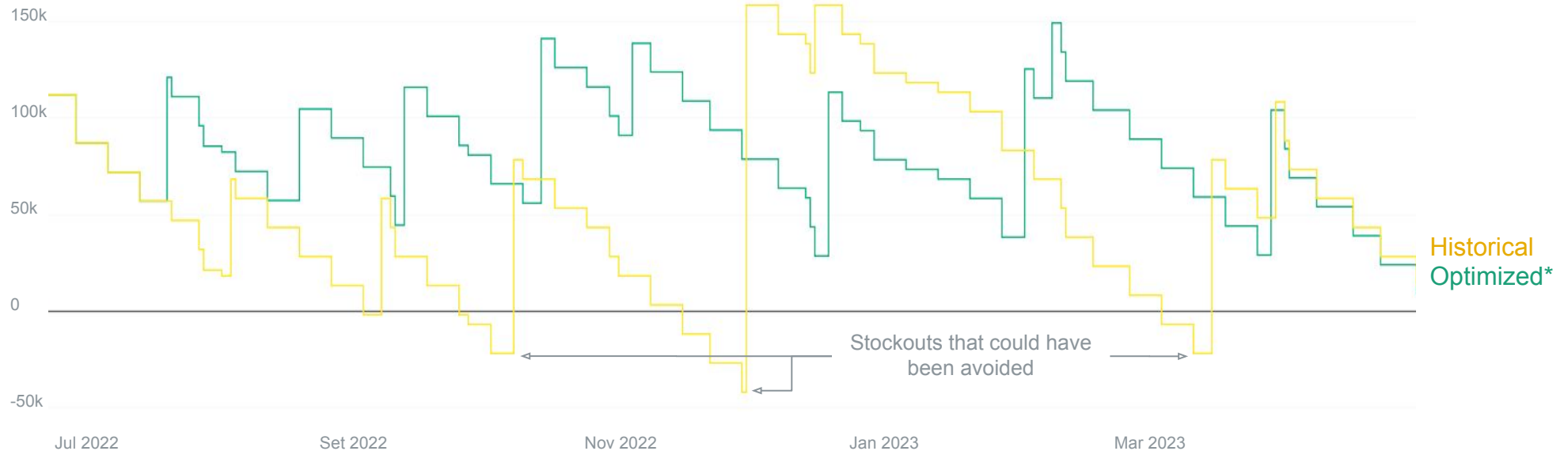
Inventory Level Comparison (Product 1): **38% reduction** in the average inventory level without stockouts.



* Inventory levels if the company had implemented Mip Stock prescriptions.

Your future with Mip Stock

Inventory Level Comparison (Product 2): **Stockout prevention** with low average inventory level.



* Inventory levels if the company had implemented Mip Stock prescriptions.

Technology that delivers results



Decision Automation

- ✓ Higher replenishment precision and consistency
- ✓ Anticipated information for procurement
- ✓ Better conditions to negotiate prices



Inventory Minimization

- ✓ Less working capital tied to inventory
- ✓ Minimization of holding costs
- ✓ Reduction of waste due to obsolescence



Risk Management

- ✓ Reduction of unexpected stockouts
- ✓ More predictability for sales
- ✓ Greater consumer satisfaction

Come be part of our reality!



Let's schedule a demo?

WhatsApp: 48 99182 5080

E-mail: contact@mipwise.com



mipwise.com/mip-stock

